



AZERBAIJAN STATE
UNIVERSITY OF ECONOMICS
(UNEC)

YEAR 2024

ANNUAL REPORT - 2024

LATEST INFORMATION AND UPDATES
ABOUT ALUMNI EMPLOYMENT



FEBRUARY, 2024



TABLE OF CONTENT

ABOUT UNEC	3
ALUMNI STATISTICS.....	4
ALUMNI SURVEY	5
SURVEY FINDINGS	6
UNEC LLL CENTER	11



About UNEC

Azerbaijan State University of Economics (UNEC) is a highly respected state university located in Baku with a focus on economics. It has a student population of over 20,000. Founded in 1930, UNEC aims to educate and develop the next generation of leaders in the global economy through its innovative educational programs.

UNEC offers a wide range of academic programs, including 25 for undergraduates and 49 for graduates, which includes the MBA program.

The university is backed by a team of over 2000 faculty and support staff.

UNEC has a strong focus on international economics, finance, banking, management, marketing and advertising, business administration, and accounting, engineering, design, and IT.

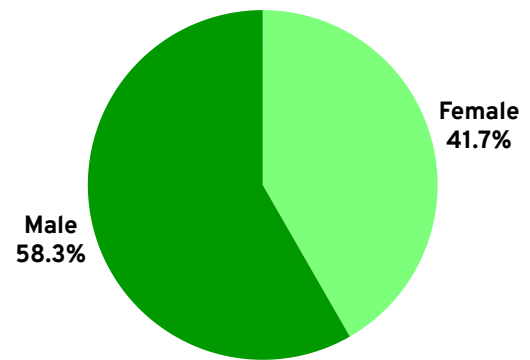
University provides education in four languages: Azerbaijani, Turkish, English, and Russian.

Alumni Statistics

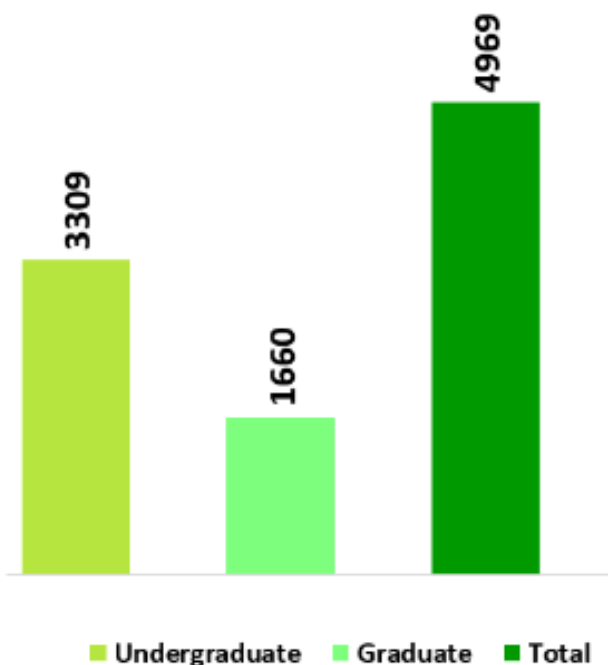
In the academic year 2023, Azerbaijan State University of Economics (UNEC) conferred degrees upon a total of 4,969 graduates. Of this total, 3,309 students completed their undergraduate degrees, while 1,660 successfully obtained graduate degrees.

The distribution of genders among the graduates reveals that, for undergraduate degrees, 58.3% were male and 41.7% were female. In the graduate degree category, 51.1% of the graduates were female, and 48.9% were male. These statistics provide an insight into the academic achievements and gender representation at UNEC during the specified year.

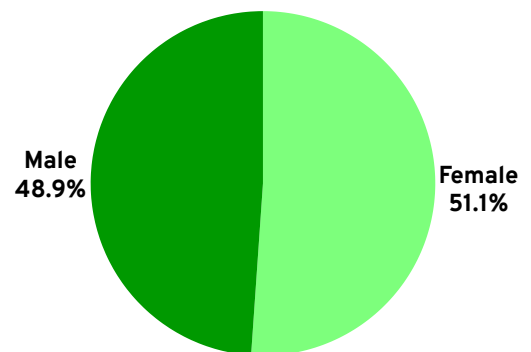
Undergraduate alumni



TOTAL ALUMNI (2023)



Graduate alumni



Alumni Survey

Annually, from December 10th to January 10th, the Career Center of UNEC conducts a survey aimed at assessing the post-graduation status of its alumni. The survey, available in both English and Azerbaijani languages, is formally announced on the UNEC's web page.

To ensure widespread participation, the Career Center implemented proactive measures, including the distribution of three separate sets of survey email communications throughout the designated period each year. These communications were strategically crafted to motivate and facilitate alumni responses, offering valuable insights into their current employment status and career trajectories. This deliberate approach to survey dissemination and subsequent reminders underscores our commitment to maintaining strong connections with the alumni community and fostering continuous engagement. The data collected serves as a crucial resource for enriching our understanding of alumni outcomes and refining our academic and career support initiatives.



Survey Findings

In the survey conducted by UNEC's Career Center a noteworthy total of 1,955 alumni actively participated.

Among these participants, 1,321 students, constituting 67.6% of the respondents, were undergraduates. Additionally, 634 participants, accounting for 32.4% of the surveyed alumni, held graduate degrees.

These survey results provide a comprehensive snapshot of the post-graduation status and career trajectories of our alumni from the class of 2023, facilitating valuable insights for academic and career development strategies.

67.6%

1321
Undergraduates

32.4%

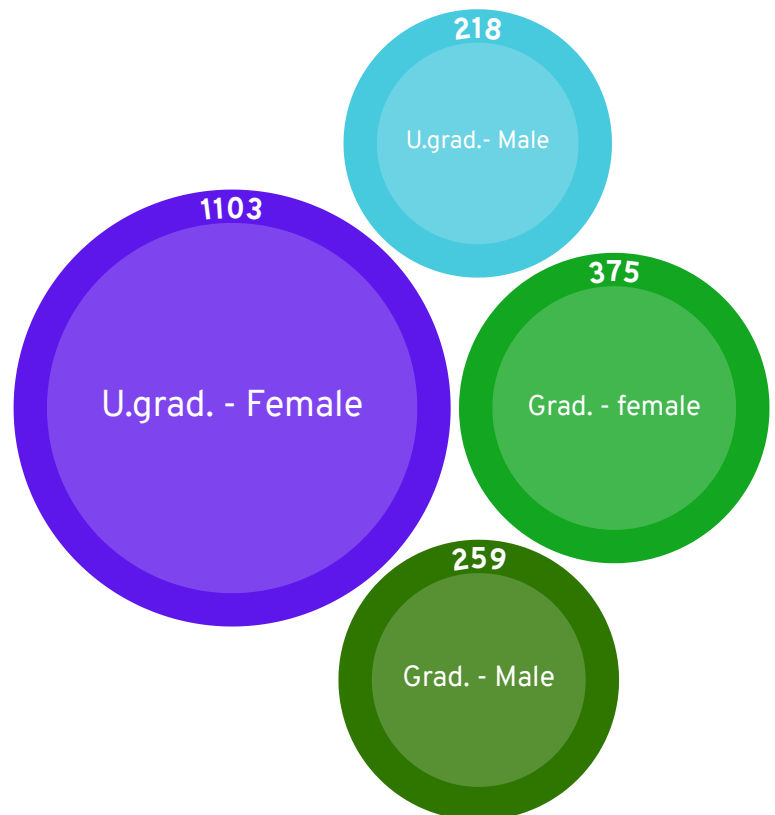
634
Graduates

Survey Findings

Among the 1,321 undergraduates who participated in the survey, a substantial majority, comprising 1,103 individuals or 75.93%, were female. Conversely, 218 undergraduates, constituting 24.07% of the respondents, were male. This gender disparity can be attributed to the significant number of male graduates who undertake a mandatory one-year military service following their undergraduate degrees. It is important to note that some male participants might still be pursuing graduate degrees or have already completed their military service before obtaining their undergraduate degrees.

Within the cohort of graduates, 375 respondents, accounting for 59.1%, were female, while 259 respondents, representing 40.9%, were male.

This distribution reflects the diverse paths pursued by graduate degree holders, including those who have entered the workforce and those who may still be engaged in military service or further academic pursuits.



About military duty and military service LAW OF THE REPUBLIC OF AZERBAIJAN

Regardless of ownership and organizational-legal form, the following conscripts are given a one-time respite to continue their education in state-registered, specially approved (licensed) and accredited educational institutions and their branches, scientific institutions and organizations:

to those studying in the form of full-time education at the bachelor's, master's and doctoral (adjunct) levels of higher education, basic (basic higher) medical education for medical education and those studying in residency (internship) until completing their respective education

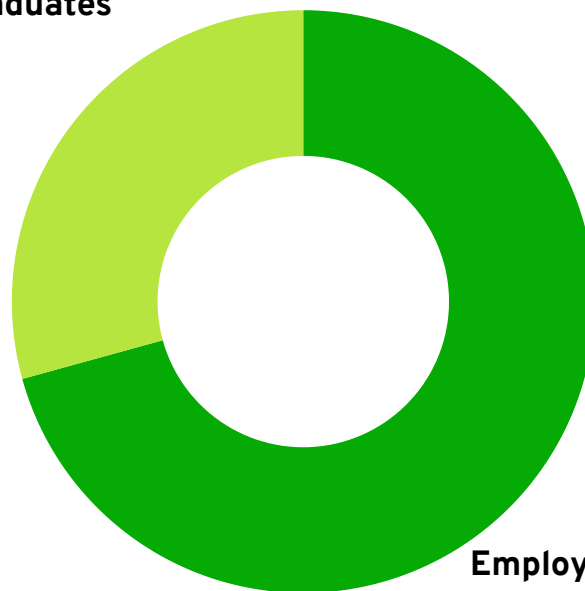
Survey Findings

The survey results indicate that a out of 1955 survey participants 1606 or 82.15% are currently employed in different sectors. 128 respondents or 6.55% are not currently employed, 118 people or 6.04% are pursuing further study and due to compulsory military service 103 people or 5.26% are not available to work.

Within the employed cohort, 1,135 individuals, constituting 70.7% of the employed respondents, are undergraduates. Additionally, 471 respondents, representing 29.3% of the employed group, hold graduate degrees.

These findings underscore the success of UNEC alumni in securing employment and showcase the diverse professional pathways pursued by both undergraduate and graduate degree holders within the surveyed population.

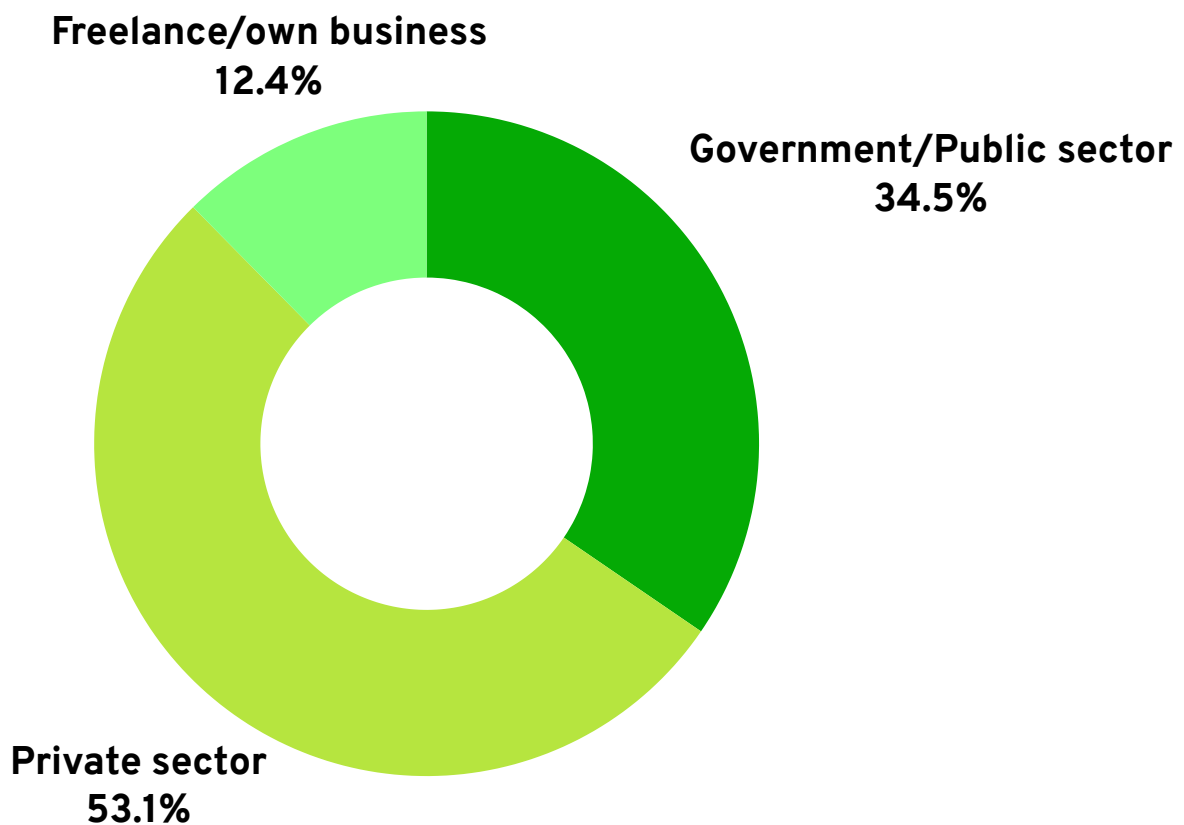
Employed Graduates
29.3%



Employed Undergraduates
70.7%

Survey Findings

The current employment distribution among the respondents reveals a diverse range of professional engagements. Specifically, 34.5% of the respondents, totaling 554 individuals, are employed in the public government sector. A notable 12.4% of the respondents, or 199 individuals, identify as freelancers or business owners. The majority, comprising 53.1% or 853 respondents, are actively working in the private sector. These employment patterns highlight the varied career paths chosen by UNEC alumni, spanning public service, entrepreneurship, and private industry.



Well-known Companies Employing UNEC Alumni



MINISTRY OF ECONOMY
OF THE REPUBLIC OF AZERBAIJAN



STATE OIL FUND OF THE
REPUBLIC OF AZERBAIJAN



UNEC LLL Center

In 2021, UNEC inaugurated the Lifelong Learning Center as an integral component of Azerbaijan State Economic University. The center's core mission is to impart contemporary skills to individuals within the professional sphere, irrespective of their specialization or occupation. It aspires to cater to all those who seek to acquire a diverse set of knowledge and skills aligned with the demands of the labor market. This is achieved through the organization of courses that align with current trends prevalent in the private sector.

Every course conducted at the Lifelong Learning Center is meticulously designed based on international best practices and is tailored to address the specific needs of the Azerbaijani market. Participants benefit not only from theoretical knowledge but also from practical applications, enabling them to easily apply the acquired skills in their respective fields.

Moreover, the Lifelong Learning Center actively engages in market research endeavors to comprehensively analyze the root causes of unemployment. In response to these findings, the center offers targeted courses, including but not limited to digital skills, soft skills, e-commerce, and presentation skills training. By addressing these key areas, the Lifelong Learning Center aims to contribute significantly to the reduction of unemployment and empower individuals to thrive in today's dynamic job market.



ANNEX

Survey Questionnaire

Alumni Employment Status Survey

a. Gender: Female Male

b. Graduation Year:

c. Degree Earned: Undergraduate Master PhD

Current Employment Status

a. Are you currently employed?

No

Yes

In military service

In further study (pursuing another degree program)

b. If yes, please provide your job title and a brief description of your role.

Field of employment:

Government/Public

Airline/Transportation

Civil & Social Services

Education/Training

Engineering/Technical Services

Freelance

Information Technology

Logistics

Manufacturing

Other

◦ Please, specify

Employment History:

a. How long have you been employed since graduation?

Less than 3 months

3 months to 6 months

More than 6 month

Job Satisfaction:

a. Are you satisfied with your present job?

- Very Satisfied
- Satisfied
- Neutral

Education and Career Alignment:

a. To what extent is your current job related to your field of study?

- Very closely related
- Somewhat related
- Not at all related

b. Have you pursued any additional education or training since graduation to support your career?

- No
- Yes

◦ Please, specify

Career Development:

a. Have you experienced any significant career growth or promotions since graduation?

- No
- Yes

◦ Please, specify

Did your education play any role in your career advancement?

- No
- Yes

Networking and Alumni Connections:

a. Have you utilized any alumni networks or connections to aid in your professional development?

No

Yes

◦ Please, specify

b. On a scale of 1-5, how important do you believe networking is in career success? (1 – not important, 5- very important)

1

2

3

4

5

Did you find your current job through networking, online platforms, or other means?

No

Yes

◦ Please, specify

Professional Development Opportunities:

a. Have you participated in any professional development programs or workshops since graduation?

Yes

No

b. If yes, on a scale of 1-5, how have these opportunities contributed to your professional growth? (1 - Not contributed, 5 – very contributed)

1

2

3

4

5

Employment Changes:

a. Have you changed jobs since graduation?

Yes

No

b. If yes, what were the primary reasons for the job changes?

Overall Satisfaction:

a. On a scale of 1-5, how satisfied are you with your overall career progression since graduation?

1

2

3

4

5

Thank you for taking the time to complete our survey! Your feedback is valuable to us.